

## AUDITORS' REPORT TO THE MEMBERS

We have audited the annexed balance sheet of **RAHIM YAR KHAN CHAMBER OF COMMERCE & INDUSTRY** as at June 30, 2011 and the related income and expenditure account, cash flow statement, and statement of changes in funds together with the notes forming part thereof for the year then ended and we state that we have obtained all the information and explanations which, to the best of our knowledge and belief, were necessary for the purpose of our audit.

It is the responsibility of the Association's management to establish and maintain a system of internal control, and prepare and present the above said statements in conformity with the approved accounting standards and the requirements of the Companies Ordinance, 1984. Our responsibility is to express an opinion on these statements based on our audit.

We conducted our audit in accordance with the auditing standards as applicable in Pakistan. These standards require that we plan and perform the audit to obtain reasonable assurance about whether the above said statements are free of any material misstatement. An audit includes examining, on a test basis, evidence supporting the amounts and disclosure in the above said statements. An audit also includes assessing the accounting policies and significant estimates made by the management, as well as, evaluating the overall presentation of the above said statements. We believe that our audit provides reasonable basis for our opinion and, after due verification, we report that:

- a) in our opinion, proper books of account have been kept by the Association as required by the Companies Ordinance, 1984;
- b) in our opinion :-
  - i. the balance sheet and income and expenditure account together with the notes thereon have been drawn up in conformity with the Companies Ordinance, 1984, and are in agreement with the books of accounts and are further in accordance with accounting policies consistently applied;
  - ii. the expenditure incurred during the year was for the purpose of the Chamber business; and
  - iii. the business conducted, investments made and the expenditures incurred during the year were in accordance with the object of the Chamber.
- c) in our opinion and to the best of our information and according to the explanations given to us, the balance sheet, income and expenditure account, cash flow statement and statement of changes in funds together with the notes forming part thereof conform with approved accounting standards as applicable in Pakistan and give the information required by the Companies Ordinance, 1984, in the manner so required and respectively give a true and fair view of the state of the Association's affairs as at June 30, 2011, and of the surplus, its cash flows and changes in funds for the year then ended; and
- d) In our opinion, no Zakat was deductible at source under the Zakat and Usher Ordinance, 1980. (XVIII of 1980).

Date: **08 SEP 2011**  
Rahim Yar Khan.

  
**RAO & COMPANY**  
CHARTERED ACCOUNTANTS  
Audit Engagement Partner  
(NISAR AHMED) FCA

**RAHIM YAR KHAN CHAMBER OF COMMERCE AND INDUSTRY**

**BALANCE SHEET**

**AS ON JUNE 30th, 2011**

	Note No.	2011 Rupees	2010 Rupees
<b>PROPERTY AND ASSETS</b>			
<b>NON-CURRENT ASSETS</b>			
Property and equipments	3.	8,639,763	5,604,407
<b>CURRENT ASSETS</b>			
Advance, deposit and receivables	4.	848,641	428,964
Cash and bank balances	5.	4,385,404	5,723,486
		5,234,045	6,152,450
<b>TOTAL ASSETS</b>		<u>13,873,808</u>	<u>11,756,857</u>
<b>FUNDS AND LIABILITIES</b>			
General fund		6,000,000	6,000,000
Building fund		4,000,000	3,600,000
Accumulated surplus		3,233,943	1,670,134
		13,233,943	11,270,134
<b>CURRENT LIABILITIES</b>			
Creditors	6.	528,423	249,792
Accrued expenses	7.	111,442	236,931
		639,865	486,723
<b>TOTAL LIABILITIES</b>		<u>13,873,808</u>	<u>11,756,857</u>

NOTE: The annexed notes form an integral part of these financial statements.

  
 \_\_\_\_\_  
 SECRETARY GENERAL

  
 \_\_\_\_\_  
 VICE PRESIDENT

  
 \_\_\_\_\_  
 PRESIDENT

**RAHIM YAR KHAN CHAMBER OF COMMERCE & INDUSTRY**  
**INCOME AND EXPENDITURE ACCOUNT**  
**FOR THE YEAR ENDED JUNE 30th, 2011**

PARTICULARS	2011 Rupees	2010 Rupees
-------------	----------------	----------------

**INCOME**

**Membership subscription**

Renewal Fee	4,032,000	5,352,000
Membership Fee	1,335,000	3,096,000
Membership Card Fee	-	101,800
	5,367,000	8,549,800

**Other income**

Income from Donation.	595,000	968,303
Profit on Saving A/C	184,219	145,521
Recommendation Letter	70,288	-
Mcci Award/ Delegation	316,509	33,000
	6,533,016	9,696,624

**EXPENDITURE**

Staff salaries and benefits	1,432,491	742,326
Meeting & Election Expenses	723,066	716,818
Fee & Subscription	177,600	156,000
Legal and Professional Exp	28,080	52,520
Printing and stationery	122,324	106,026
Postage and couriers	250,232	170,011
Telephone and fax	104,915	60,485
Entertainment	113,237	59,123
Audit fee	50,000	45,000
Bank charges	601	646
Newspaper and publications	186,359	191,057
Seminars/Workshops	380,732	338,527
Office Rent	300,000	270,000
Travelling expenses	35,430	60,110
Electricity expenses	146,588	125,829
Gas Expenses	11,590	5,400
Repairs and maintenance	36,250	21,563
Publicity and Advertisement	660,747	426,173
Miscellaneous	71,689	56,057
Depreciation	123,996	99,212
Charity & Donation	9,280	-
Website charges	4,000	3,000
	4,969,207	3,705,883


Surplus/(Deficit) for the year

1,563,809	5,990,741
-----------	-----------

The annexed notes form an integral part of these financial statements.

  
 \_\_\_\_\_  
 SECRETARY GENERAL

  
 \_\_\_\_\_  
 VICE PRESIDENT

  
 \_\_\_\_\_  
 PRESIDENT

**RAHIM YAR KHAN CHAMBER OF COMMERCE & INDUSTRY**


**CASH FLOW STATEMENT**


**FOR THE YEAR ENDED JUNE 30th, 2011**

PARTICULARS	2011 Rupees	2010 Rupees
<b>Cash flow from operating activities</b>		
Surplus/(Deficit) for the year	1,563,809	5,990,741
<b>Adjustment of non-cash items</b>		
Depreciation	123,996	99,212
Cash flow generated/(used) before working capital changes	1,687,805	6,089,953
<b>Working capital changes:</b>		
<b>(Increase) / decrease in current assets</b>		
Advance, deposit, receivables and prepayments	(419,677)	(95,774)
	(419,677)	(95,774)
<b>Increase / (decrease ) in current liabilities</b>		
Creditors	278,631	232,192
Accrued expenses	(125,489)	98,933
<b>Net cash from/(used in) operating activities</b>	<b>1,421,271</b>	<b>6,325,304</b>
<b>Cash flow from investing activities</b>		
Addition in property and equipments	(3,159,353)	(5,221,270)
<b>Net cash used in investing activities</b>	<b>(3,159,353)</b>	<b>(5,221,270)</b>
<b>Cash from financing activities</b>		
Donation for Building fund	400,000	3,600,000
<b>Cash from financing activities</b>	<b>400,000</b>	<b>3,600,000</b>
<b>Net (decrease)/ increase in cash and cash equivalents (A+B+C)</b>	<b>(1,338,082)</b>	<b>4,704,034</b>
Cash and cash equivalents at the beginning of the year	5,723,486	1,019,452
<b>Cash and cash equivalents at the end of the year</b>	<b>4,385,404</b>	<b>5,723,486</b>

The annexed notes form an integral part of these financial statements.

  
\_\_\_\_\_  
**SECRETARY GENERAL**

  
\_\_\_\_\_  
**VICE PRESIDENT**

  
\_\_\_\_\_  
**PRESIDENT**

**RAHIM YAR KHAN CHAMBER OF COMMERCE & INDUSTRY**  
**STATEMENT OF CHANGES IN FUNDS**  
**FOR THE YEAR ENDED JUNE 30th, 2011**

	General Fund	Building Fund	Accumulated surplus	Total
Balance as at 1st July, 2009	1,500,000		179,393	1,679,393
Surplus/(Deficit) for the year June 30, 2010	-	-	5,990,741	5,990,741
Transfer to General Fund	4,500,000	-	(4,500,000)	-
Received During The Years	-	3,600,000	-	3,600,000
<b>Balance as at 1st July, 2010</b>	<b>6,000,000</b>	<b>3,600,000</b>	<b>1,670,134</b>	<b>11,270,134</b>
Surplus/(Deficit) for the year June 30, 2011			1,563,809	1,563,809
Transfer to General Fund				
Received During The Year		400,000		400,000
<b>Balance as at June 30, 2011</b>	<b>6,000,000</b>	<b>4,000,000</b>	<b>3,233,943</b>	<b>13,233,943</b>

The annexed notes form an integral part of these financial statements.

  
 \_\_\_\_\_  
**SECRETARY GENERAL**

  
 \_\_\_\_\_  
**VICE PRESIDENT**

  
 \_\_\_\_\_  
**PRESIDENT**

RAHIM YAR KHAN CHAMBER OF COMMERCE & INDUSTRY

FOR THE YEAR ENDED JUNE 30th, 2011


3) PROPERTY AND EQUIPMENT


Description	Cost as at July 01, 2010	Addition / (Deletion)	Cost as at June 30, 2011	Accumulated depreciation as on July 01, 2010	CHARGE ON	Rate %	Depreciation for the year	Accumulated depreciation as on June 30, 2011	Written down value on June 30, 2011
<b>TANGIBLE</b>									
Land Free Hold	5,012,550	2,075,600	7,088,150	-	-	-	-	-	7,088,150
Furniture and fixtures	630,650	50,237	680,887	225,544	455,343	15%	67,663	293,207	387,680
Office equipments	121,050	251,733	372,783	21,252	351,531	15%	30,247	51,499	321,284
Computer	139,000	-	139,000	52,047	86,953	30%	26,086	78,133	60,867
Building Work In Process		781,783	781,783	-	-	-	-	-	781,783
<b>Total (Rupees)</b>	<b>5,903,250</b>	<b>3,159,353</b>	<b>9,062,603</b>	<b>298,843</b>	<b>893,827</b>	<b>-</b>	<b>123,996</b>	<b>422,839</b>	<b>8,639,764</b>
<b>2010 Rupees</b>	<b>681,980</b>	<b>5,221,270</b>	<b>5,903,250</b>	<b>199,631</b>	<b>-</b>	<b>-</b>	<b>99,212</b>	<b>298,843</b>	<b>5,604,407</b>

NOTES TO THE ACCOUNTS

FOR THE YEAR ENDED JUNE 30th, 2011

	2011 Rupees	2010 Rupees		
<b>4. ADVANCES, DEPOSIT, RECEIVABLES AND PREPAYMENTS</b>				
<b>Unsecured, considered good</b>				
Advance tax	68,159	45,904		
Police Fund	385,000	-		
Other Receivables	88,582	78,360		
Security deposit	306,900	304,700		
	<u>848,641</u>	<u>428,964</u>		
<b>5. CASH AND BANK BALANCES</b>				
Cash in hand	17,241	43,962		
Cash at banks - in current account				
In saving account	2,801,707	679,524		
In P L S Account - Term Deposit 3 Month	1,566,456	5,000,000		
	<u>4,385,404</u>	<u>5,723,486</u>		
<b>6. Creditors (6.1)                      2011                                      6.2                      2010</b>				
Ch Muhammad Saleem Bhullar		Riaz Ahmed	6.1)      7,000	6.2)      7,600
Crown Lifan Motorcycle		Ch Muhammad Saleem Bhullar	18,400	13,154
Gulam Yaseen		Tajikstan Delegation	25,000	25,000
Muhammad Anwar Abbasi		Australia Delegation	25,000	204,038
Syed Akbar Ghazi			96,000	-
Flood Donation			84,523	-
Delegation For Itlay			272,500	-
			<u>528,423</u>	<u>249,792</u>
<b>7. ACCRUED EXPENSES</b>				
Salary payable	-	96,771		
Audit fee	50,000	45,000		
Telephone	3,719	4,728		
Electricity	28,015	54,448		
Other expenses payable	29,708	35,984		
	<u>111,442</u>	<u>236,931</u>		

  
\_\_\_\_\_  
SECRETARY GENERAL

  
\_\_\_\_\_  
VICE PRESIDENT

  
\_\_\_\_\_  
PRESIDENT